



# Product Catalog

Equipment for the Tire Industry

central-marketing.com  
804-733-4684



# Table of Contents

About Central Marketing .....	1
● Light-Truck to Medium-Truck Tire Retreading Equipment.....	3
● Consumables .....	14
● Off-The-Road (OTR) Retreading Equipment .....	18
● Aircraft Tire Retreading.....	24
● Equipment for New Tire Manufacturing.....	28
● Used Equipment Refurbishment Service .....	33



# About Central Marketing

For over 40 years, Central Marketing has been a servicing supplier to the tire retreading industry, as well as off-the-road (OTR), light truck, aircraft and the new tire industries. Our top of the line computerized products have varying degrees of automation, and we're here to help our customers get set up and running as efficiently as possible. In addition to supplying both new and refurbished equipment, we also carry the spare parts and offer maintenance technicians to install, service and support these products.



What sets Central Marketing apart is our dedication to service. We employ 7 traveling technicians who visit customer sites to help with the start-up and training of staff members when a new machine is purchased. If a machine breaks or needs trouble shooting, Central Marketing has dedicated staff members to answer the phone, speaking to customers to problem solve in real time. Our technicians in the Central Marketing call center can reference schematics on our internal server to walk a customer through how to resolve the problem. If a part is the solution, the technician in the call center is able to identify what needs replacement and that individual part can be shipped out same day because we stock ~6,000 individual parts on site.

## Our History

Central Marketing was incorporated in 1986 and has its base of operations in Colonial Heights, VA, which is 30 miles south of Richmond, Virginia or 130 miles south of Washington, D.C. Central Marketing is owned by Edd Burleson and the company specializes in the new and retread tire industry. We have a staff of 24 people who work out of a 70,000-sq. ft. company-owned facility on 7 1/2 acres.





In addition to the lines of new equipment, Central Marketing is one of the largest reconditioned equipment dealers in North America offering anything that is needed for the retread industry. Central Marketing has the capability of offering total turnkey retread plants with reconditioned and/or new equipment.

The tire industry is quickly moving toward high tech equipment and we feel there is a void of trained service people in the industry to meet this challenge. Our goal is to fill this void with properly trained personnel to sell and service the industry's best equipment.

Central Marketing provides sales, installation, and service for the following companies:



Located near La Spezia, Italy, ABM is a manufacturer that specializes in extruders for the passenger, light truck to medium truck, and aircraft retreading industries as well as OTR size (up to 2200 mm) extruders and buffer-peeler-tread design grooving machines.



CIMA Impianti, established in 1953, is based in Pistoia, Italy. This world class manufacturer of curing presses and matrices for all segments of the tire business, includes passenger tires, light truck tires, off-the-road tires, aircraft tires and industrial tires. CIMA also supplies OTR buffers and builders up through 63" rim diameters.



Founded in 1983, IMS Fabrication designs and manufactures autoclave systems. With a manufacturing facility in Salisbury, North Carolina, IMS is able to provide autoclaves of all sizes as well as control panels, groovers, and tire stands.



Located 30 miles outside of Rome, Italy, MAE has been manufacturing rubber products for precured and mold cure retreading for 40+ years. They specialize in outer and inner envelopes but have an entire product offering ranging from rubber wicking pads, bladders, curing tubes, rubber rings, flaps, and accessories such as valves and adapters.



Matteuzzi is located in Bologna, Italy and since its establishment in 1956 has produced a vast range of machinery and equipment for the tire retread industry and new tire manufacturers. Matteuzzi makes machines for all sectors of the tire industry.



Located in Southwest Germany, SDS has been developing, producing, and selling tire testing systems since 1998. SDS specializes in Shearography machines for the light-truck to medium-truck, aircraft, and OTR retread markets, as well as new tire manufacturers.



Founded in 1908 in Bologna, Italy, SIT Brush has manufactured brushes for a variety of industries for over a century. For 118 years, SIT Brush has manufactured brushes for precured tread finishing, tire sidewall cleaning and brushing, and other new tire or retread-related applications.



Located in northern Italy, VM Rubber produces and distributes tools for tire repairs and retreading. Central Marketing's relationship with VM Rubber focuses on their line of expandable rims and machined rims.



VMI Group, headquartered in Epe, The Netherlands, but with a Stow, Ohio United States Americas office sells the legacy A-Z pre-cured tread cushion extruders under the 'Retrax' brand and have machine solutions for both small and large tire dealers.

# Light-Truck to Medium-Truck Tire Retreading Equipment

The following section details all the necessary equipment for retreading truck tires from start to finish.



## 25-Tire Autoclave

Chamber: Suitable for all Light-Truck to Medium-Truck Tires

- Available as indirect steam or electric
- 60" inside diameter
- 25 tire capacity
- Design pressure of 90 psig at 450 degrees Fahrenheit
- 14" diameter fan equipped with a 10HP motor for circulation during the curing cycle
- 72 kW heaters
- Control panel UL 508A
- PLC controlled with 15 inch HMI showing all setting(s) and trend chart during the cycle
- 2" of external insulation covered with embossed aluminum
- 460/480VAC/3PH/60HZ only
- Envelope leak detection system available as an additional option



## 26-Tire Autoclave

Turbo Fast Cure Chamber: Suitable for all Light-Truck to Medium-Truck Tires

- Electrical heated chamber
- 60" inside diameter
- 26 tire capacity
- Design pressure of 90 psig at 450 degrees Fahrenheit
- 20" diameter fan equipped with a 20HP motor for circulation during the curing cycle
- 144 kW heaters adjustable with SCR
- Control panel UL 508A
- PLC controlled with 15 inch HMI showing all setting(s) and trend chart during the cycle
- 2" of external insulation covered with embossed aluminum
- 460/480VAC/3PH/60HZ only
- Envelope leak detection system available as an additional option
- Approximately 30 minutes faster cure time than 25-Tire Central Marketing chamber



## Handheld Steel Belt Detector


The Quick Verification Tool

- Capable of reading the number of 32nds of an inch remaining between the tread and the steel belt of a tire
- Digital display
- Rechargeable battery

## OMEGA

Inline NDT Nail Hole Detector

- Uses high voltage to inspect for penetrations caused by nail holes, cuts, improper liner splices, etc.
- Detector electronics recognize(s) the change in voltage frequency created when a tire injury is present
- Installed on monorail post-buff or at final inspection. Final test of the tire to see if something was pushed through during buffing or a nail hole was missed
- Control buttons located on a hanging pendant near the user
- Probe needs to be manually inserted into the tire
- 110VAC/5AMP/60HZ/120 PSI clean dry compressed air



## Spectra RO Mini T

Portable Nail Hole Detector

- Designed for operators needing a quick way to inspect for nail holes or other inner liner injuries
- A probe is manually inserted into the tire. When the probe meets an injury, it will produce a visible spark and the detection kit will audibly beep and flash. The voltage is grounded through the key chain bar on the probe
- Intended for commercial centers or retread shops that have a high volume of repair only. For best results, the machine should be paired with a motorized spreader
- 120VAC/5AMPS/60HZ/22LBS



### Electric Cable Lift

- Capable of lifting passenger, light-truck, and medium-truck tires
- Compatible with monorail heights of all major rubber companies
- 110VAC
- Saves more by eliminating air leaks



### Mr. Tire Painter

The Industry Standard Tire Painter

- Entrance ramp so tires can easily be rolled into machine
- Paint coverage can be increased or decreased by adjusting the air pressure
- Flow control valves to control the amount of paint
- Thumbscrew to control the downward motion of the paint arm cylinder
- Average cycle paint time is 6 seconds up, 6 seconds down



### Spectra Ultra Smart with MP-WR Spreader

Nail Hole Detector with HMI Display

- HMI displays voltage, refresh rate, and number of holes found during inspection.
- Gives maintenance warnings for the operator so they know when to check.
- “Boost Voltage” mode to increase the electrical voltage to find smaller nail holes
- Designed and manufactured at Central Marketing and paired with Matteuzzi’s MP-WR Spreader



### Vacuum Station

- Positioned in envelope staging area in front of autoclaves
- Maintains air-tight suction on envelopes as they await curing
- Keeps heavy treads tight on shoulders to prevent shoulder lift
- One unit can handle up to 50 tires waiting to go in the chamber



## RAS 98E Ultra


Expandable hub computer-controlled buffing machine suitable for light truck tires and medium truck tires up to 455/55 R 22.5" and 495/45 R 22.5"

- The machine can provide any buffed profile. Each buffing program can control up to three different buffing radiuses and speeds for the crown area (negative radius is also possible) and radius for the sidewall.
- "BEC 90" Steel Belt Detector and "Laser 300" computer interactive circumference measuring device, which allows for different operating options that include tire casing buffing with diameter/circumference set to zero. Therefore, the buffing profile is completed according to the rubber thickness to be left on the steel belt.
- 15" color touch screen user interface. The industrial PC features two USB ports for data backup and software updates.
- Comprehensive self-diagnostic and troubleshooting system.
- Articulated buffering/brushing arm, computerized sidewall brushing unit, and tire lift are available upon request.
- UL 508A electrical panel

## RAS 90DC Ultra

Bead plate computer-controlled buffing machine suitable for light truck tires and medium truck tires up to 455/55 R 22.5" and 495/45 R 22.5"

- The machine can provide any buffed profile. Each buffing program can control up to three different buffing radiuses and relevant speeds for the crown area (negative radius is also possible) and radius for the sidewall.
- "BEC 90" Steel Belt Detector and "Laser 300" computer interactive circumference measuring device, which allow for different operating options that include tire casing buffing with diameter/circumference set to zero. Therefore, the buffing profile is completed according to the rubber thickness to be left on the steel belts. An optional second laser can be installed to measure the circumference on both shoulders after buffing.
- 15" color touch screen user interface. The industrial PC features two USB ports for data backup and software updates.
- Comprehensive self-diagnostic and troubleshooting system.
- Cradle shaped tire lift for fast connection of the machine to the monorail system
- Articulated buffering/brushing arm, computerized sidewall brushing unit, and cable lift are available upon request.
- Bead plates adjust to different widths, in comparison to needing multiple hubs for an expandable hub buffer
- UL 508A electrical panel





## RAS 45

Bead plate computer-controlled buffing machine for passenger & light truck tires (min diameter: 20", max. diameter: 33.5", max cross section: 11.8")

- 15" color touch screen user interface. The industrial PC provides USB ports for data backup and software updating
- Computer controlled sidewall brush assembly with adjustable speed
- Self diagnostic and troubleshooting system
- Automatic correction of the buffing profile to compensate any tire offset
- The machine can provide any buffed profile. Each buffing program can control up to three different buffing radiuses and relevant speeds for the crown area (negative radius is also programmable)
- Laser 300 computer interactive circumference measuring device (optional item available upon request)
- Single or multiple step bead plates from 12" to 24" are available upon request



## RAS 201

Semi-automatic precured tread builder and stitching machine for light and medium truck tires 14" - 24.5" (including 445/65 R 22.5)

- PLC-controlled
- Tread lift to load tread rubber
- Enclosed area for poly collection
- Automatic stitching to do all tires and tread with or without wing
- Adjustable cutting cycle for small treads
- Can use roll cushion or tires with extruded cushion
- UL 508A electrical panel



## RAS 405

Semi-automatic precured tread builder and stitching machine for light and medium truck tires up between 14" - 24.5" (including 445/65 R 22.5)

- For higher volume plants
- PLC-controlled
- Automatic poly removal
- Guided and adjustable centered tread application
- Tread cutter with automatic tread hold down
- Tread splice length detection
- Can work with roll cushion or tires with extruded cushion
- UL 508A electrical panel



## Unicircle Smart

Precured tread positioning and stitching machine for truck, bus, and light truck tire casings to install Unicircle Ring Treads

- Max buffed tire casing diameter: 47" / 1190mm
- Min buffed tire casing diameter: 26" / 650mm
- Machine for installing pre-molded Unicircle treads in a total automatic cycle.
- Smart cycle
- Can do all medium truck tires sizes including 445-65R 22.5



## Enveloper, Wheel Version

Vertical Envelope spreader for truck tires between 16" - 24.5"

- Can fit different monorail heights 6'6" or 7'
- Available with lift for smaller tires
- Heavy duty spreading action with levers instead of cylinders



## RAS 10/22

Inflation testing machine for 10" to 22" passenger car tires

- Max External Diameter: 35 1/4"
- Max Bead Width: 11 1/4"
- Max Cross Section: 13 1/2"
- Inflation to 30 PSI



## G100

Inflation testing machine for light truck and medium truck tires

- Intended to facilitate the visual inspection of tire casings, retreaded tires and new tires for separations and other anomalies. Inflates the tire to operating pressure to ensure a quality product is delivered to the end customer
- Tires can be inflated at two different pressures (2 and 7 bar / 30 and 105 PSI) or, alternatively, three different pressures (2 - 4 - 7 bar / 20 - 60 - 105 PSI)
- Bead plate size range: 15" - 24.5"
- Two tire rotation speeds
- UL 508A electrical panel



## MP - WR Inspection Spreader

Multipurpose spreader with tire rotation

- Two speeds and foot pedal operation
- Suitable for tires included in the following size ranges:
- Max outer diameter: 67" / 1700mm
- Max weight: 661 lbs / 300kg
- Easy loading of tires
- Lights in spreader arms for viewing inside tire
- Adjustable bead spreading
- Adjustable height control
- UL 508A electrical panel



## MP - NR

Multipurpose repair spreader with no tire rotation and tilt

- Capable of being equipped with Repair tool stand between two spreaders.
- Foot pedal for height adjustment
- Left- and right-hand versions
- Adjustable bead spreading
- Suitable for tires included in the following size ranges:
- Max outer diameter: 67" / 1700mm
- Max weight: 661 lbs / 300kg
- Adjustable height control
- UL 508A electrical panel



## Vertical Inspection Post

Vertical inspection spreader

- Designed to put a truck tire casing in different appropriate positions to facilitate visual inspections and repairs.
- Two directions, pedal controlled rotation.
- Easily accessible controls for tire up/down and open/close movements to ergonomically adjust the work position.



## 540/2

Inspection spreader for truck tires

- Designed to facilitate visual inspections and repairs of 14" to 24" truck/bus tires and tire casings
- Two direction and two speed tire rotation
- Light in spreader to aid seeing inside tire




CIMA Impianti was established in 1953 and is based in Pistoia, Italy. CIMA is the world class manufacturer of curing presses and matrices for all segments of the tire retread business. Sectors include passenger, light-truck, medium-truck, OTR, aircraft, and industrial tires. In addition, CIMA makes computerized OTR extruders, builders, and buff-peel-groovers to retread the largest tire sizes. Recently, CIMA has introduced the 'Eco Line' of presses for electrical heating and steam heating, which significantly reduce energy costs.

### Mold Cure Presses For

**PCR and 4WD Tires:** The RP 1 and 1.5 presses retread passenger car and aircraft tires, can be manufactured tubeless, bladder and curing tube and with high belt to increase the tire width range. Heating by steam or electricity.

**Light Truck:** The RP2 and RP3 presses retread light-truck, 4x4, medium-truck and aircraft tires, can be manufactured tubeless, bladder and curing tube and with high belt to increase the tire width range. Heating by steam or electricity.

**Truck and Bus:** The RP5 presses retread medium-truck and aircraft tires, can be manufactured tubeless, bladder and curing tube and with high belt to increase the tire width range. Heating by steam or electricity.



CIMA Mold Cure Presses	
Model	Tire Size
PCR and 4WD Tires	
RP 1H	From 13" to 205/55 R 16
RP 1HH	From 13" to 245/35 R 19
RP 1.5	From 205/70 R 15 to 285/40 R 18
RP 2H	From 195/80 R 15 to 265/60 R 18
RP 2HH	From 195/80 R 15 to 325/50 R 20
Light Truck	
RP 3	From 235/85 R 16 to 285/70 R 19.5
RP 3H	From 205/65 R 17.5 to 305/70 R 19.5
Truck and Bus Tires	
RP 5	From 9 R 20 to 315/80 R 22.5
RP 5H	From 9 R 20 to 425/65 R 22.5
RP 5 HS	From 10 R 20 to 445/60 R 22.5
RP 5 HH	From 315/80 R 22.5 to 495/45 R 22.5
RP 5.3	From 10 R 20 to 12.00 R 24
RP 5.5	From 10 R 20 to 13.00 R 24
RP 5.5 H	From 10 R 20 to 15.5 R 25



### Matrix Manufacturing

For decades, CIMA has manufactured matrices for curing presses in-house and can accommodate almost all tire sizes. Please inquire for more information and next steps.

Located in Southwest Germany, SDS has been developing, producing, and selling tire testing systems since 1998. SDS specializes in Shearography machines for the light-truck to medium-truck, aircraft, and OTR retreading markets, as well as new tire manufacturers. SDS also specializes in Laser Engraving systems for aircraft retreading and new tire production.

## ITT1 - 1280 & ITT1 - 1680

The economical solution for small to medium sized production quantities

- Capable of inspecting tires up to a maximum outer diameter of 1280mm or 1680mm
- Available as stand-alone unit featuring a single measuring head. For this type, only minimum floor space is required (low volume operation)
- The basic setup can be extended with a double door configuration, a turn over fixture (TOF) for automatic bead-to-bead operation, conveyor modules and two to three measuring heads for higher productivity (high volume operation)
- Post initial install, extension / add-on options can be implemented subsequently to an operational unit



## ITT1 - Easy

The easy solution for retreading

- Compact and easy to use, the machine comes equipped with a single loader / unloader and a single measuring head
- Optionally, the machine can be equipped with a second door, with a separate unloader and a second measuring head
- Testing from shoulder to shoulder plus part of the sidewall, the machine shows the critical areas to determine if the casing is worth retreading
- Capable of handling tires with a maximum outside diameter of up to 1280mm
- No flipping or turning the tire over as this machine takes the image from mid-shoulder to mid shoulder in one pass of the tire.





### Monobeam 80P Extruder

Six Axes Tire Extruder with Ribbon Applicator

- Pin barrel extruder with diameter of 80mm; L/D ratio: 12/1
- Electric motor 45kw 400-460v 50/60Hz
- Extruder screw max speed: 72 rpm
- Min/Max tire diameter: 450 / 1450 mm
- Min/Max tire width: 150 / 500 mm
- Three zone temperature control
- Laser sensor for tire profile reading
- Reading system of tire diameter (during building) for automatic building parameters progressive adjustment
- UL 508A electrical panel



### Basic 75 Extruder

Three Axes Tire Ribbon Extruder Applicator

- Extruder 75mm (without pins); L/D ratio: 12/1, rate speed of 75 rpm
- Suitable for building passenger and truck tires by expandable rims 13" up to 24.5"
- PLC, motion drives, and electromechanical components made by Schneider Electric
- 12" touchscreen interface display
- Capable of storing 1,000 recipes
- One zone temperature control: water pump, electrical heater, water/air exchanger with fan, water reservoir, RTD temperature probe
- Plug and work execution
- Power supply 3ph 480v 60 Hz
- UL 508A electrical panel



### Monobeam 80 PLT Extruder

Pin Barrel Strip Winding Extruder Applicator

- Extruder 80mm; L/D ratio: 16/1
- Electric motor 55kw 400-480v 50/60Hz - extruder screw max speed of 72 rpm
- Double turntable shafts. One shaft with two expandable hubs suitable for rims 13" to 22.5" or one shaft with an expandable hub and the other with bead plates.
- PLC
- Extruder motor drive, motion drives and motor, made by Rockwell Automation
- Interface computer by ASEM
- Double high accuracy laser type DSE for tire diameter reading and built tire measuring
- Three zone temperature control
- Automatic ribbon starting and breaking away from tire when cycle is finished
- UL 508A electrical panel

VMI Group, headquartered in Epe, The Netherlands, but with a Stow, Ohio, America office, purchased the extrusion division of the German company A-Z Formen und Maschinen in 2004. Today, VMI Group sells the legacy A-Z pre-cured tread cushion extruders under the 'Retrax' brand and have machine solutions for both small and large tire dealers.



## Retrax 6005

Cushion Gum Extruder



- System extrudes a cushion gum layer and smears it directly onto the buffed tire casing in one rotation of the casing and simultaneously fills skive holes (buzz-outs)
- MCTD 60 extruder with singlespeed 33 RPM, 5.5 kW AC drive
- 12-segment expanding hub
- Allen Bradley PLC and Allen Bradley touch screen control panel in the frame
- Feed strip alarm
- Alarm in case the machine is on standby too long in hot condition with cushion rubber inside
- Standalone chiller and heater
- Minimum casing diameter: 600 mm
- Maximum casing diameter: 1370 mm
- Output range of 135 to 180 tires per 8 hour shift

## Retrax 6011

Cushion Gum Extruder

- System extrudes a cushion gum layer and smears it directly onto the buffed tire casing in one rotation of the casing and simultaneously fills skive holes (buzz-outs)
- MCTD 60 extruder with variable speed 60-108 RPM, 11-20 kW AC drive
- 12-segment expanding hub
- Allen Bradley PLC and Allen Bradley touch screen control panel in the frame
- Feed strip alarm
- Alarm in case the machine is on standby too long in hot condition with cushion rubber inside
- Standalone chiller and heater
- Integrated temperature control unit that can connected to a clean water supply or cold water circuit for cooling and water quantity monitoring
- Minimum casing diameter: 600 mm
- Maximum casing diameter: 1370 mm
- Output range of 190 to 240 tires per 8 hour shift



# Consumables

The following section covers popular consumables for retreading such as envelopes, expandable rims, and sidewall brushes for buffing machines, as well as brushes for precured tread finishing.



Located 30 miles outside of Rome, Italy, MAE has been manufacturing rubber products for precured and mold cure retreading for more than 40 years. The company specializes in outer envelopes and inner envelopes but has an entire product offering ranging from rubber wicking pads, bladders, curing tubes, rubber rings, flaps, and accessories such as valves and adapters.

Outer Envelope ARC System



Outer Envelope Tube Style




Inner/Outer System



Inner Envelope



Rubber Wicking Pads



Curing Bladders



Curing Tube P.I.V.



Flaps



Valves, Adapters, and Barcodes



## STN Outer Envelopes Short Skirt

To be used with Inner Envelope Millennium S Type

Part Number	Size	OD	BB	Tire Size (Suggested)
4450	STN 40x22	mm 1040 inch 40.9	mm 570 inch 22.4	1000-20   11-22.5   295/80-22.5   285/75-24.5
4440	STN 41 x 24	mm 1060 inch 41.7	mm 608 inch 23.9	1100-20   315/80- 22.5   11-24.5   12/80-22.5

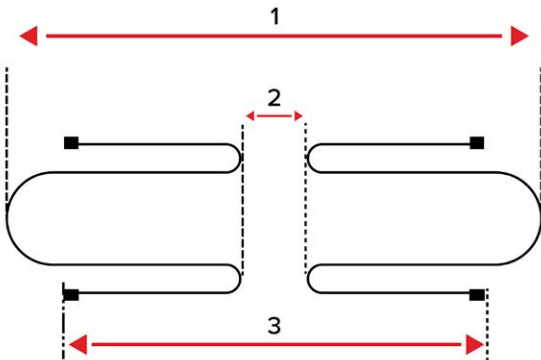
OD - Average Outside Diameter  
BB - Bead to Bead Measurement

STN Outer Envelopes Regular Skirt				
To be used with Inner Envelope				
Part Number	Size	OD	BB	Tire Size (Suggested)
4080	STN 44x32	mm 1143 inch 45	mm 785 inch 30.9	1200-20   1300-20   365/80-20   13-22.5   15-22.5   1200-24   425/65-22.5
4065	STN 42x28	mm 1080 inch 42.5	mm 732 inch 28.8	385/65-22.5   12- 22.5   315/80-22.5   110-20
4060	STN 41x28	mm 1060 inch 41.7	mm 670 inch 26.3	1100-20   315/80- 22.5   11-24.5
4050	STN 40x26	mm 1040 inch 40.9	mm 690 inch 27.1	295/80-22.5   315/60-22.5   315/70-22.5   11-22.5   1000-20   235/75- 22.5   275/80-22.5   285/75-24.5   445/45-19.5   425/45- 19.5   295/75-22.5
4040	STN 38x23	mm 1000 inch 39.3	mm 605 inch 23.8	305/70-19.5   825-20   900-20   10-22.5   275/70- 22.5   275/80-22.5   295/75-22.5   305/60-22.5
4430	STN 35x21	mm 910 inch 35.8	mm 551 inch 21.7	245/70-19.5   285/70-19.5   265/70-19.5
4020	STN 31x20	mm 800 inch 31.5	mm 502 inch 19.8	235/75-17.5   205/75- 17.5   225/70-17.5   215/75-17.5
4018	STN 29x22	mm 750 inch 29.5	mm 576 inch 22.6	750-16   215/75-16   825-16   8/8.5-17.5
4015	STN 28x17	mm 715 inch 28.1	mm 441 inch 17.4	600-16   650-16   700-16

STN Outer Envelopes For Rimless System - ARC System				
To be used with Metal and Rubber Sealing Ring				
Part Number	Size	OD	BB	Tire Size (Suggested)
4365	STN 44x38	mm 1143 inch 45	mm 960 inch 37.8	1200-20   385/65- 22.5   15-22.5   13-22.5   445/65-19.5   425/65-22.5   1200- 24   315/80-22.5
4360	STN 44x36	mm 1143 inch 45	mm 915 inch 36	385/65-22.5
4355	STN 42x36	mm 1080 inch 42.5	mm 952 inch 37.4	315/80-22.5   12-22.5   1100-20
4350	STN 42x34	mm 1080 inch 42.5	mm 902 inch 35.5	11-24.5
4345	STN 41x34	mm 1060 inch 41.7	mm 878 inch 34.6	315/70-22.5
4335	STN 40x34	mm 1040 inch 40.9	mm 880 inch 34.6	305/70-22.5   285/55-22.5
4330	STN 40x32	mm 1040 inch 40.9	mm 840 inch 33	11-22.5   295/80-22.5   285/75-24.5   75- 24.5
4325	STN 38x32	mm 1000 inch 39.4	mm 800 inch 31.5	275/70-22.5   275/80-22.5   295/75-22.5   10-22.5   305/70-19.5   900- 200   825-20
4320	STN 35x29	mm 910 inch 35.8	mm 751.2 inch 29.6	255/70-22.5   265/70-22.5   265/70-19.5   285/70- 19.5
4310	STN 31x26	mm 800 inch 31.5	mm 662 inch 26	245/70-22.5   265/70-22.5   225/70-19.5
4305	STN 29x25	mm 750 inch 29.5	mm 656 inch 25.8	215/70-16   215/85-16   225/75-16   750-16   8/8.5-17.5   825-16



- (1) Outside Diameter
- (2) Inside Diameter
- (3) Sidewall flap diameter



\* ø 540 tight fit on the bead for rim 22.5"  
 \* ø 580 tight fit on the bead for rim 24.5"

Inner Envelopes				
To be used with MAE Outer Envelope				
Part Number	Size (1)x(2)x(3) mm	Dimensions	Tire Size (Suggested)	Version
0935	1340x560	1340x560x970	1100-24   1200-24   1300-24   1400-24   12-24.5	Universal
0930	1300x500	1300x500x900	16.5-22.5   18-22.5   425/65-22.5   445/65-22.5	Universal
0925	1200x560	1200x560x870	285/75-24.5   295/75-24.5   305/75-24.5   315/75-24.5   285/80-24.5   295/80-24.5   305/80-24.5	Universal
0922	1160x480	1160x480x900	1200-20   1300-20   13.80-20   14.80-20   365/80-20   15-22.5   385/65-22.5   1400-20	Universal
1920	1100x480 S	1100x480x930	1100-20   1100-22   12-22.5   13-22.5   385/65-22.5   15-22.5   305/70-22.5   315/75-22.5   315/80-22.5   315/70-22.5   1200-20	Millennium S
1918	1060x480 S	1060x480x900	1000-20   275/80-22.5   295/80-22.5   305/70-22.5   11-22.5   1100-22   12-22.5   13-22.5   385/65-22.5   15-22.5   315/75-22.5   425/45-19.5   455/45-22.5   385/55-22.5	Millennium S
1915	1010x480 S	1030x480x840	900-20   1000-20   10-22.5   315/60-22.5   255/70-22.5   275/70-22.5   825-20   12-16.5   305/70-19.5   285/70-22.5   305/60-22.5   305/70-22.5	Millennium S
0910	960x440	960x440x690	265/60-19.5   285/70-19.5   435/50-19.5	Universal
1910	930x465 S	930x465x700	225/70-19.5   245/70-19.5	Millennium S
0908	880x380	880x380x675	825-15   825-16   9.5-17.5   10-17.5	Universal
0905	780x400	780x400x640	750-15   700-16   750-16   215/75-16   225/75-16   8-17.5   8.5-17.5   9-17.5   205/75-17.5   215/75-17.5   235/75-17.5	Universal
0902	700x315	700x315x570	195-14   205-14   215-14   250/70-15   700-15   10-16.5   185/75-16   195/75-16   600-16   650-16   205/75-16	Universal
1923	1180x580 S	*1180x580x940	11-24.5	Millennium S
1922	1160x540 S	*1160x540x940	315/80-22.5   15-22.5	Millennium S
1921	1100x540 S	*1100x540x930	1100-22   12-22.5   13-22.5   385/65-22.5   15-22.5   305/70-22.5   315/75-22.5   315/80-22.5	Millennium S
1919	1060x540 S	*1060x540x900	275/80-22.5   295/80-22.5   305/70-22.5   11-22.5   1100-22   12-22.5   13-22.5   385/65-22.5   15-22.5   315/75-22.5	Millennium S

## Curing Bladders

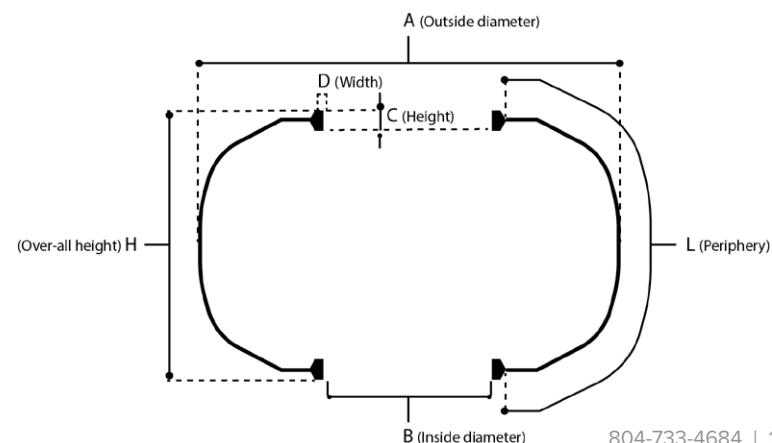
High performance curing bladders

Part Number	Size	H (mm)	B (mm)	A (mm)	C (mm)	D (mm)	L (mm)	KG.	REF.	Recommended Tires
0710	C0	311	203	302	21	12.7	332	3.1	4776	125-12   135-12
0711	C1	330	217	325	22	13	359	3.7	6299	135-13   145-13
0712	C2	330	217	370	22	13	411	4.5	6228	155-13   165-13
0713	C3	464	248	404	21	13	492	5.5	6297	Light Van / T.L.
L0713	C3 Large	520	248	404	21	13	542	6.15		Light Truck / 4x4
0714	C4	410	248	400	21	13	447	5.2	6390	Light Van / T.L.
0717	C5	460	270	435	21	13	526	7.4	6319	Light Van / T.L.
0718	C6	550	270	435	21	13	610	8.5	6320	Light Van / T.L.
0715	C83	530	375	590	26	12.5	615	13.4	8376	Truck 20"/22"/22.5" Medium
0716	C28	615	375	600	26	12.5	706	15.3	2895	Truck 20"/22.5" Large
0733	C20/6	545	375	822	26	13	720	18.8	H 20/6	Truck 22.5" Large
0735	C76	455	445	663	32	16	545	18.4	7646	Truck 24"
0719	M0	227	207	420	23	11	328	2.8	RP 12/1	10" - 12"
0720	M1	300	225	410	23	11	391	3.7	RP 13/3	135-13   145-13
0721	M2	320	225	410	23	11	412	3.9	RP 13/4	155-13   165-13
0722	M3	345	225	450	23	12.5	450	4.5	RP 13/5	175-14   185-14
0723	M4	395	225	450	23	12.5	497	4.9	RP 13/7	195-14   205-15
0724	M5	490	225	467	23	11	551	6.4	RP 13/9	Light Van/T.L.
0730	M20/35	480	345	665	28	15.5	605	11.4	RP 20/3	Truck 20"/22.5" Medium
0731	M20/5	550	345	665	28	15.5	683	12.6	RP 20/5	Truck 20"/22.5" Large

## Rubber Wicking Pad

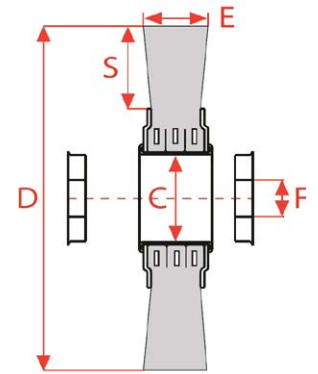
Faster Vacuum

Part Number	Dimensions (mm)	Suggested Tire	Precured System
1136	1385x165	Super Single	Double Envelope System
1137	740x165	Super Single	Envelope/Rim/Tube Rimless "Arc" System
1138	1250x175	Truck	Double Envelope System
1139	670x175	Truck	Envelope/Rim/Tube Rimless "Arc" System
1144	835x135	Light Van Truck	Double Envelope System
1146	450x135	Light Van Truck	Envelope/Rim/Tube Rimless "Arc" System





Founded in 1908 in Bologna, Italy, SIT Brush has manufactured brushes for a variety of industries for over a century. For 118 years, SIT Brush has manufactured brushes for precured tread finishing, tire sidewall cleaning and brushing, and other new tire or retread-related applications. The company is also capable of manufacturing brushes for special applications or custom designs.



Brushes for Sidewall Brushing											
D		E		S		C		MAX RPM	BOX (ICON)	ART	Cordicella Liz
mm	inch	mm	inch	mm	inch	mm	inch				Liz Steel Cord
100	4	23	7/8	11	7/16	38	1-1/2	6000	1	RW 4103	9600
120	4-3/4	17	11/16	21	13/16	38	1-1/2	6000	1	RW 4122	9601
130	5-1/8	32	1-1/4	26	1	38	1-1/2	6000	1	RW 4134	9602
140	5-1/2	32	1-1/4	20	3/4	58	2-5/16	6000	1	RW 6144	6903
150	5-7/8	23	7/8	36	1-7/16	38	1-1/2	6000	1	RW 4153	6904
150	5-7/8	32	1-1/4	36	1-7/16	38	1-1/2	6000	1	RW 4154	9605
150	5-7/8	18	11/16	25	1	58	2-5/16	6000	1	RW 6152	9606
150	5-7/8	25	1	25	1	58	2-5/16	6000	1	RW 6153	9607
150	5-7/8	32	1-1/4	25	1	58	2-5/16	6000	1	RW 6154	9608
150	5-7/8	43	1-11/16	15	9/16	77	3-1/16	6000	1	RW 8154	9609
160	6-5/16	43	1-11/16	20	3/4	77	3-1/16	6000	1	RW 8164	9610
160	6-5/16	45	1-3/4	20	3/4	77	3-1/16	6000	1	RW 8165	9611
160	6-5/16	50	2	20	3/4	77	3-1/16	6000	1	RW 8166	9612
160	6-5/16	57	2-1/4	20	3/4	77	3-1/16	6000	1	RW 8167	9613
170	6-5/16	22	7/8	20	3/4	77	3-1/16	6000	1	RW 8172	9614
170	7-1/8	38	1-1/2	25	1	77	3-1/16	6000	1	RW 8174	9615
180	7-1/8	45	1-3/4	30	1-3/16	77	3-1/16	6000	1	RW 8185	9616
200	7-1/8	39	1-1/2	40	1-9/16	77	3-1/16	6000	1	RW 8204	9617
200	7-1/8	50	2	40	1-9/16	77	3-1/16	6000	1	RW 8206	9618
200	7-1/8	44	1-3/4	29	1-1/8	100	4	6000	1	RW 10204	9619
225	8-7/8	30	1-3/16	25	1	77	3-1/16	6000	1	RW 8223	9620
230	9-1/16	50	2	25	1	77	3-1/16	6000	1	RW 8236	9621
230	9-1/16	57	2-1/4	25	1	77	3-1/16	6000	1	RW 8237	9622
230	9-1/16	44	1-3/4	25	1	100	4	6000	1	RW 10234	9623
230	9-1/16	55	2-3/16	25	1	100	4	6000	1	RW 10236	9624

D = brush outer diameter | E = face width | S = trim length | C = arbor hole diameter



### Solid Brushes

Used to texture the precured tread. This is possible using high density Liz brass coated steel cord roller brushes.



### Brushes for Sidewall Brushing

Designed for the sidewall brushing units or manual arms on buffing machines.



### Single Section Brushes

Single section brushes that can be stacked together to build any size brush to texture precured treads, opposed to having a one-piece solid brush.



### Brushes for Other Applications

SIT has an entire product suite of brushes for other industry applications. Some include, but are not limited to, sidewall veneering, anti-static brushes, and horsehair brushes for protection around the rasp

Located in northern Italy, VM Rubber produces and distributes tools for tire repairs and retreading. Central Marketing's relationship with VM Rubber focuses on their line of expandable rims and machined rims.

Diameter	Width
13"-16"	5" – 130 mm
13"-16"	6.5" – 165 mm
14"-17"	6" – 150 mm
14"-17"	6.75" – 170 mm
14"-17"	7" – 180 mm
14"-17"	7.5" – 190 mm
14"-17"	8.25" – 210 mm
14"-17"	9" – 230 mm
14"-17"	9.25" – 235 mm
17"-20"	6.5" – 165 mm
17"-20"	6.75" – 170 mm
17"-20"	7.5" – 190 mm
17"-20"	7.625" – 195 mm
17"-20"	8.25" – 210 mm
17"-20"	9" – 230 mm
17"-20"	9.75" – 250 mm
17"-20"	11.75" – 300 mm
17"-20"	13.25" – 337 mm
17"-20"	13.5" – 340 mm
17"-20"	14.5" – 370 mm
20"-22.5"	7.5" – 190 mm
20"-22.5"	8.25" – 210 mm
20"-22.5"	9" – 230 mm
20"-22.5"	11.75" – 300 mm
20"-22.5"	12" – 305 mm
20"-22.5"	12.75" – 325 mm
20"-22.5"	13.25" – 337 mm
22"-24.5"	8.25" – 210 mm
22"-24.5"	9" – 230 mm
20"-22.5"	11.75" – 300 mm
22"-24.5"	14.5" – 368 mm

The chart lists the most common rim sizes. However, for rim sizes not listed, please inquire with Central Marketing for their availability.



### Machined Rim

Manufactured with a CNC machine, the tolerances of the machined rims are exact and will reduce the "out of roundness" found in normal expandable rims as well as improve the buffed roundness of the tire. The other major difference in a machined rim is the rim supports, which wear out the slots in normal expandable rims, are replaceable and bolt on and off. This feature prolongs the life of the rim and prevents buffing tires "out of round".



### Expandable Rim

The Central Marketing expandable rims feature a 15-degree taper side flange, which is the same degree taper as a tire. The taper is designed to prevent leaking.

# Off-The-Road (OTR) Retreading Equipment

The following section includes machinery for retreading the smallest to largest OTR tires.



See page 10 for more about CIMA

Mold Cure Presses	
Model	Tire Size
RP 6	From 13.00 R 20 to 20.5 R 25
RP 7H	From 14.00 R 24 to 23.5 R 25
RP 8	Up to 29.5 R 25
RP 9	From 23.5 R 25 to 29.5 R 29
RP 9H	From 23.5 R 25 to 35/60 R 33
RP 10	From 24.00 R 35 to 37/25 R 35
RP 11	From 35" to 49" incl. 45/65 R 45 and 27.00 R 49
RP 14	From 57" to 63" incl. 40.00 R 57 and 59.00/80 R 63



## RP6 - RP8

Presses to retread tires for agricultural, aircraft, and small OTR. The presses can be manufactured tubeless, bladder, and curing tube and with high belt to increase the tire width range

## RP9 - RP10

Presses to retread tires for agricultural, and OTR. The presses can be manufactured tubeless and curing tube and with high belt to increase the tire width range

## RP11 - RP14

Presses to retread tires for large OTR tires. The presses are manufactured tubeless



## CI-MAXI OTR (Buff-Peel-Groove)

Tire holding group with steel plates (low pressure inflation), tire drive by Brushless motor and hydraulic tire support for easy loading and unloading (no pit required)

- Data storage
- Exclusive Touch Screen, PC with Lan Connection, Ethernet Connection and USB Port for NetCam Connection
- Utilizes 5 axes total. 3 Axes while peeling and buffing, but all 5 axes during grooving



## CI-Master (Extruder)

Tire holding group with steel plates (low pressure inflation), tire drive by Brushless motor and hydraulic tire support for easy loading and unloading (no pit required)

- Exclusive Touch Screen PC with Lan Connection, Ethernet Connection and USB Port for NetCam Connection
- DC motor for extruder speed adjustment ; “Cold Feed Pin Type” extruder; 4 zones of temperature control 5 axis strip application group with calendaring rollers and strip supporting device



## CI-Master SKF (Skive Filler)

50 mm extruder with cooling unit; 2 Cameras to monitor tire surface; Manual override to fill big skives

- 50 mm extruder with cooling unit; 2 Cameras to monitor tire surface; Manual override to fill big skives
- Tire holding group with steel bead plates
- Machine automatically senses where the skive is, and stops on the skive, and fills it automatically
- The Skive Filler can also be used to put on cushion gum for OTR Pre Cure retreading



OTR Machinery (Non-Presses)	
Model	Tire Size
Buffing - Peeling - Grooving Machine	
CI-MAXI 35	Up to 35” including 37.25 R 35
CI-MAXI 51	Up to 51” including 36.00 R 51 and 45/65 R 45
CI-MAXI 63	Up to 63” including 59/80 R 63 and 70/70 R 57
Extruders	
CI-MASTER 35	Up to 35” including 37.25 R 35
CI-MASTER 51	Up to 51” including 36.00 R 51 and 45/65 R 45
CI-MASTER 63	Up to 63” including 59/80 R 63 and 70/70 R 57
Extruders for Skive Filling	
CI-MASTER SKF 35	Up to 35” including 37.25 R 35
CI-MASTER SKF 51	Up to 51” including 36.00 R 51 and 45/65 R 45
CI-MASTER SKF 63	Up to 63” including 59/80 R 63 and 70/70 R 57



## Buffer 2200

Five Axes Peeling - Buffing - Grooving Machine for Small OTR Tires

- Buffer electric motor 30kw 400v 50Hz/480v 60Hz
- Manual buffer motor (optional with two manual sidewall buffers) 11kw 400v 50Hz/480v 60Hz
- Buffer tool rotation speed: max 3000 rpm
- Min / Max tire diameter: 700 / 2200 mm
- Max tire width: 1000 mm
- Max tire weight: 1000 kg
- Changeable plates kit for tires mounting (24/25-29-33-35)
- Laser sensor for tire profile and diameter reading
- Hydraulic tire lifter
- Electric control panel UL 508A listed

## Builder 127P Extruder

Strip Winding Applicator for Small OTR Tires

- Extruder 127mm; L/D ratio: 15
- Electric motor 132kw 480v 60Hz with electric ventilation fan
- Extruder motor a.c. drive made by Allen Bradley
- H Frame with bead plates
- Min/Max tire diameter: 700/2200 mm
- Max tire width: 900 mm
- Max tire weight: 2500 kg
- Bead plate pairs (24-25"), 29", 33", 35"
- Hydraulic tire lift
- Telescopic conveyor belt between extruder and calendar
- Calendar making a strip with dimensions 30 x 2.9 mm
- Calendar, X-Y-Z axis, rope stretching, conveyor belt and drum brushless motors and Kinetix 5700 drives made by Allen Bradley
- TCU #4 unit for control of four zones water temperature, inclusive of electrical heater, water/air exchanger, pump, RTD sensor
- Moveable control console inclusive of 15" touchscreen interface computer made by ASEM with HMI runtime license
- PLC and electromechanical equipment made by Allen Bradley
- Infrared laser sensor for profile reading
- UL 508A electrical panel



### OTR, Type 2400/2800

The special solution for OTR-tires

- Suitable for testing tires with an outside diameter of up to 2400mm or 2800mm and up to 1.2m or 1.4m of tire width
- The standard system comes with one measuring head and single side loading and unloading. For higher testing capacity, an optional second door with loading and unloading is available, as well as a conveyor system and second measuring head

### OTR, Type 3800/4500

The proven way to inspect the largest OTR-tires

- The first SDS inspection system for tires up to 63"
- Closed gantry frame to carry the complete 4-axis positioning system of the measuring devices. The complete frame with the internal tire loading setup is isolated from the floor to maintain reliable operation.
- The complete chamber with the hydro-pneumatic door(s) and the isolated vacuum system is separated from the measuring system. The tire handling with a modular shuttle system loads the tire automatically centered into the chamber. The robust construction with the segmented belt system allows an easy loading / unloading by forklift or overhead crane.
- Suitable for testing tires with an outside diameter of up to 3800mm or 4500mm and up to 1.5m or 1.8m of tire width

Features	OTR 2400 / OTR 2800		OTR 3800 / OTR 4500	
Tire types	all tire types; radial and bias construction			
Testing area	crown, shoulder, and upper sidewall from inside without flipping			
Defect types	full bead to bead and turn-up area with tire flipping (manually or automated)			
Display of results	all kind of separations, trapped air, corrosion, loose wires, undercure, blister...			
Data storage	overview of all scans, single scans, single sector display as result – and video image			
Loading / Unloading	automatic ISO compliant by a backup manager for archiving to various media			
Conveyor System	single side loading/unloading or optional second door with separate loading and unloading			
Barcode	optional various modules, individual layouts and several interfaces for logistic solutions			
Automatic Anomaly Detection	optional handheld barcode scanner or automated solutions, open data interfaces (FAR, etc..)			
Computer System / PLC *	optional with adjustable sensitivity, evaluations zones, polygonized area, statistical output (CSV)			
Remote Control	Industrial PC, Windows system / WAGO or optional Beckhoff, Rockwell			
Number of Measuring Heads	via Internet		via Internet	
Dimensions L x W x H (m) single door	1 or 2		1 or 2	
Dimensions L x W x H (m) double door	3.6 x 3.1 x 3.5 / 4.0 x 3.5 x 3.9		9.5 x 7.0 x 5.0 / 11.0 x 8.0 x 5.4	
Weight (single door, OTR with one shuffle)	3.6 x 3.1 x 3.5 / 4.0 x 3.5 x 3.9		depending on configuration	
Electrical connection	ca. 7.000 kg / ca. 7500 kg		total ca. 8.000 kg / ca. 10000 kg	
Pneumatic connection	3 Phase with 50 or 60HZ. typ. 380 - 480 V / 20 A (ITT) 32 A (OTR) or county specific			
Ambient temperature **	R1/2', min 7bar			
Color (RAL)	+10°C to +35°C			
min inner ø / min outer ø ***	blue (5002), silver (9007) or customer specific			
max outhter ø / max. width	12" / 900mm	12" / 900mm	12" / 1200mm	12" / 1400mm
min width / max width	2400mm / 1.5to	2800mm / 3to	3800mm / 5to	4500mm / 6to
Test capacity tires/h. crown (1 or 2 head) ****	200m / 1200mm	200m / 1400mm	200m / 1500mm	200m / 1800mm
Test capacity tires/h. bead to bead (1 or 2 head) ****	20 / 34	18/30	the test capacity depends on several factors a typical time/sector is 15-20 sec.	
	7 / 12	6/10		





Founded in 1983, IMS Fabrication designs and manufactures OTR autoclave systems. With a manufacturing facility in Salisbury, North Carolina, IMS is able to provide autoclaves of all sizes as well as control panels, groovers, and tire stands.



### Autoclave

For the smallest to largest OTR tires

- Sizes range from 96" x 120" to 190" x 120"
- Equipped with a designated roller assembly to match the autoclave size, if needed
- Majority of models are designed to be indirect steam, but select models can be electric



### Groovers

- Available in two models: 24-to-51-inch capacity or 24-to-63-inch capacity
- Both models have four axes



### Steam Control Panel

- PLC control of all timers and settings plus electronic recording
- HMI that shows the cure settings
- Separate timers for steam cycle time and air cycle time
- Control temperature range 0-285 degrees Fahrenheit
- Air Inlet - size - 2" NPT
- Steam inlet - size - 2" NPT
- Capable of data logging to a remote customer provided PC

### Tire Stands

- Available as a single or double stand
- Weight capacity ranges from 2,500 pounds to 15,000 pounds



# Aircraft Tire Retreading

The following section includes mold cure presses and matrices, buffers, extruders, shearography, laser engraving, and contour measuring machines for the aircraft retreading industry.


## Mold Cure Presses for Aircraft

High pressure curing presses up to 23 bar inflation pressure are available on most of standard range of machines. Special molds made of high-grade machined aluminum ensure the best quality available on the market for tire retreading.



### Matrix Manufacturing

For decades, CIMA has manufactured matrices for curing presses in-house and can accommodate almost all tire sizes. Please inquire for more information and next steps.



See page 10 for more about CIMA

Mold Cure Presses	
Tire Size	Model
20 x 5.5 x 10	RP 1 H
22 x 6.75 x 10	RP 1 H
24 x 7.7 x 10	RP 1 H
24 x 5.5 x 14	RP 1 H
26 x 6.6 x 14	RP 1 H
28 x 7.7 x 14	RP 2 H
30 x 11.50 x 14	RP 2 HHS
H 31 x 13.0 x 12	RP 2 HHS
34 x 11 x 14	RP 3 H
40 x 16 x 14	RP 5 H
27 x 7.75 x 15	RP 2 H
30 x 8.8 x 15	RP 2 H
32 x 11.50 x 15	RP 2 HHS
H 37 x 14.0 x 15	RP 3 H
1050 x 395 x 16	RP 5 H
36 x 11 x 16	RP 3 H
40 x 14 x 16	RP 5 H
40 x 15.5 x 16	RP 5 H
H 30 x 9.5 x 16	RP 2 H

Mold Cure Presses	
Tire Size	Model
41 x 15.0 x 18	RP 5 H
44.5 x 16.5 x 18	RP 5 HS
44 x 16 x 18	RP 5 HS
H 40 x 14.5 x 19	RP 5 H
H 41 x 15.0 x 19	RP 5 H
46 x 16 x 20	RP 5 HS
46 x 17 x 20	RP 5.5 HH
49 x 17 x 20	RP 5.5 HH
49 x 19.0 x 20	RP 5.5 HH
50 x 21.0 x 20	RP 5.5 HH
H 44.5 x 16.5 x 20	RP 5 H
H 46 x 18 x 20	RP 5 HS
H 44.5 x 16.5 x 21	RP 5 H
1270 x 455 x 223	RP 6
50 x 20 x 22	RP 6
H 49 x 19 x 22	RP 5.5 HH
1400 x 530 x 23	RP 6
52 x 20 x 23	RP 6
H 54 x 21 x 24	RP 6



MACCHINE PER PNEUMATICI E PER I PROCESSI DI RICOSTRUZIONE  
EQUIPMENT FOR THE TYRE AND RETREADING INDUSTRIES

See page 6 for more about Matteuzzi



## RAS 90DC Avio

Bead plate computer-controlled buffing machine for bias and radial aircraft tires

- Capable of operating a complete automatic cycle and buffing toward entered parameters. Additional capabilities include semiautomatic and manual modes
- Optional attachments include: laser that profiles tires and communicates to the HMI display to populate a suggested buff recipe, automatic sidewall brush unit, manual arm attachment, automatic bead plate width adjuster, remote control joystick box, so operator can control the machine from the front or back of the machine
- Bead diameter range: 10" - 28"
- Tire diameter range: 23" - 56"
- Cross section: 6" - 22"
- Bead width: 4" - 18"

**abm**  
automazione

See page 12 for more about ABM

## Monobeam 80P Extruder

Six Axes Tire Extruder with Ribbon Applicator

- Pin barrel extruder with diameter of 80mm; L/D ratio: 12/1
- Electric motor 45kw 400-460v 50/60Hz
- Extruder screw max speed: 72 rpm
- Min/Max tire diameter: 450 / 1450 mm
- Min/Max tire width: 150 / 500 mm
- Three zone temperature control
- Laser sensor for tire profile reading
- Reading system of tire diameter (during building) for automatic building parameters progressive adjustment





### ITT1 - 1280 & ITT1 - 1680

The economical solution for small to medium sized production quantities

- Capable of inspecting tires up to a maximum outer diameter of 1280mm or 1680mm
- Available as stand-alone unit featuring a single measuring head. For this type, only minimum floor space is required (low volume operation)
- The basic setup can be extended with a double door configuration, a turn over fixture (TOF) for automatic bead-to-bead operation, conveyor modules and two to three measuring heads for higher productivity (high volume operation)
- Post initial install, extension / add-on options can be implemented subsequently to an operational unit



### Laser Marking System (LMS)

Automatic Tire Marking System

- For engraving customized lettering and graphics in a permanently legible manner at a designated position (e.g. continuous serial numbers, logos, barcodes and QR-codes)
- Available in three version: inline with gripper, inline, or offline



### ITT1 - Easy

The easy solution for retreading

- Compact and easy to use, the machine comes equipped with a single loader / unloader and a single measuring head
- Optionally, the machine can be equipped with a second door, with a separate unloader and a second measuring head
- Testing from shoulder to shoulder plus part of the sidewall, the machine shows the critical areas to determine if the casing is worth retreading
- Capable of handling tires with a maximum outside diameter of up to 1280mm
- No flipping or turning the tire over as this machine takes the image from mid-shoulder to mid-shoulder in one pass of the tire.



### Contour Measuring System (CMS)

Automatic Tread Depth Analysis

- Does 360 degree printout of tread area & tread depths of all grooves
- Helps determine if tires are being sent back in to be retreaded too soon
- Can be bought standalone or integrated into a Shearography system

# Equipment for New Tire Manufacturing

The following section includes new tire machines from Matteuzzi that specialize in the final finish area and automated, high-output shearography machines from SDS.



MACCHINE PER PNEUMATICI E PER I PROCESSI DI RICOSTRUZIONE  
EQUIPMENT FOR THE TYRE AND RETREADING INDUSTRIES

See page 6 for more about Matteuzzi



## Trimmer 3000

Vent Trimming Machine for Passenger and Light-Truck Tires

- Fully automatic cycle
- Average cycle time: 20 seconds to 25 seconds
- Tire diameter range: 22 inches to 38 inches
- Tire cross section: 6 inches to 16 inches
- Capable of being integrated into an automatic conveyor line with automatic bar code reading and communicating with the plant database



## Trimmer V - 4500

Vent Trimming Machine for Truck Tires

- Fully automatic cycle by recipe or by measurement of tire geometry data
- Tire diameter range: 17.5 inches to 24.5 inches
- Tire cross section up to 19.5 inches
- Average output: 80 tires per hour
- Capable of having an inspection station integrated for final inspection



### RRM45-2ST Inline Grinder

Horizontal Grinder for Car and Light-Truck Tires

- Bead diameter range: 14 inches to 24 inches
- Tire diameter range: 19.5 inches to 35.5 inches
- Max cross section: 18 inches
- Bead width setting: 4 inches to 16 inches
- Designed for installation in line with a suitable automatic tire handling system
- Corrects force, runout, and conicity, balance, and depth control
- Full face grind with no surface marks



### RRM40-2 Offline Grinder

Vertical Grinder for Car and Light-Truck Tires

- Bead diameter range: 12 inches to 25 inches
- Tire diameter range: 21 inches to 38 inches
- Max cross section: 16 inches
- Bead width setting: 2 inches to 14 inches
- Corrects force, runout, and conicity



### RRM 80 Vertical Grinder

Vertical Grinder for Medium-Truck Tires

- Bead diameter range: 15 inches to 25 inches
- Tire diameter range: 29 inches to 54 inches
- Max cross section: 24 inches
- Bead width setting: 4 inches to 18 inches



### RRM AGRO

Grinding Machine for Agricultural Tires

- Bead diameter range: 20 inches to 48 inches
- Tire diameter range: 39 inches to 75 inches
- Cross section range: 8 inches to 35 inches
- Bead width setting: 6 inches to 28 inches
- Weight: 800 pounds max



MACCHINE PER PNEUMATICI E PER I PROCESSI DI RICOSTRUZIONE  
EQUIPMENT FOR THE TYRE AND RETREADING INDUSTRIES

See page 6 for more about Matteuzzi



## Geometry Inspection Machine

For OTR, Aircraft and Agricultural Tires

- Bead diameter range: 22.5 inches to 46 inches
- Tire diameter range: 51 inches to 85 inches
- Cross section range: 12 inches to 38 inches
- Bead width setting: 8 inches to 34 inches
- Weight: 2,200 pounds max with the plant database



## Liner 550

Complete Finishing Line for Precured Treads

- Machine for buffing the back of pre-cure treads
- Automatic cycle controlled by amps to ensure the correct texture
- Buffing- Inspection- Cementing-Drying- Poly Application-Wind up- shrink wrap- Weight and Label printing.
- Different layouts and versions based on customers needs




## Pre-Cure Flash Trimmers

Trimmers to cut the side flash from cured treads

- Single or double versions available
- Automatic in line with curing press or standalone versions

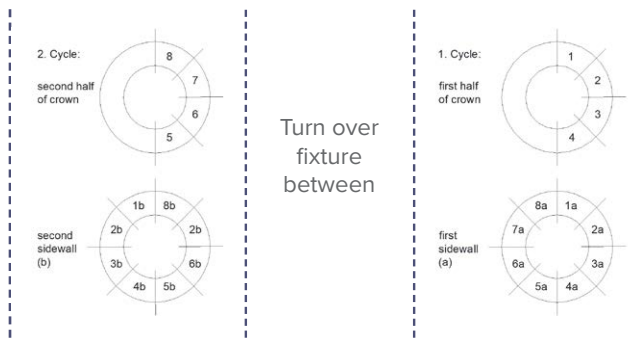




### ITT1 - 1280 Twin Setup

~1 minute / tire, bead-to-bead

- 2x Triple head setup
- 1x Center camera for crown only, no tilt
- 2x Sidewall cameras



### ITT1 - 1280 & ITT1 - 1680

The economical solution for small to medium sized production quantities

- Capable of inspecting tires up to a maximum outer diameter of 1280mm or 1680mm
- Available as stand-alone unit featuring a single measuring head. For this type, only minimum floor space is required (low volume operation)
- The basic setup can be extended with a double door configuration, a turn over fixture (TOF) for automatic bead-to-bead operation, conveyor modules and two to three measuring heads for higher productivity (high volume operation)
- Post initial install, extension / add-on options can be implemented subsequently to an operational unit



### Laser Marking System (LMS)

The economical solution for small to medium sized production quantities

- For engraving customized lettering and graphics in a permanently legible manner at a designated position (e.g. continuous serial numbers, logos, barcodes and QR-codes)
- Available in three version: inline with gripper, inline, or offline

# Used Equipment & Refurbishment Service

Central Marketing has one of the largest supplies of used retreading equipment in North America. While most of the equipment is for medium-truck precure retreading, there are offerings for the light-truck, aircraft, and OTR markets as well. Historically, Central Marketing has approximately 100 individual listings at once.

## How to participate:

### 1. Existing inventory purchase:

- A. Browse the latest edition of 'Used Equipment For Sale' either on Central Marketing's website or sign-up for the monthly email distribution list.
- B. Express interest by submitting the appropriate form through Central Marketing's website or contact Central Marketing's Sales Department via phone or email.
- C. Finalize purchase and determine the condition the equipment will be bought at (complete rebuild, partial rebuild, used working condition, or as-is).
- D. Central Marketing begins work and communicates a delivery timeline.

### 2. Assess and Refurbish:

- A. Interested in sending a machine to Central Marketing to be refurbished? Submit a form through the 'Used Equipment' section of Central Marketing's website or contact Central Marketing's Sale Department via phone or email.
- B. Coordinate for the machine to be shipped to Central Marketing's refurbishment center.
- C. Machine arrives to Central Marketing, and after an assessment, a refurbishment cost is communicated to the customer.
- D. If the customer agrees to the refurbishment cost, work begins, and a delivery timeline is communicated.

### 3. Sell to Central Marketing

- A. Interested in selling an existing machine to Central Marketing or using it as trade-in value toward a purchase? Contact Central Marketing's Sales Department today!

Equipment is available for purchase in the following conditions:

**1. Complete Rebuild:** completely disassembled, repainted and rebuilt to be in like new condition.

**2. Rebuilt:** to be rebuilt to restore full operational capability. Equipment will be cleaned but not repainted. Faulty components will be replaced and machine will be fully functional.

**3. As Is - Working:** make sure the machine will run, but no rebuild will be done unless the customer requests further repairs after we evaluate the condition of the machine.

**4. As Is:** equipment pulled out of inventory and sent to customer. Budgetary option for customers who want to rebuild the machine themselves.



Buffers



Builders



Chambers



Extruders




Mold Cure Presses



Inflation Testers



Inspection Spreaders



Envelopers



Arc Stations



OTR



Skive Stations



Shearography





5001 Puddledock Rd.  
Prince George, Virginia 23875  
[www.central-marketing.com](http://www.central-marketing.com)  
Office: 804-733-4684  
Email: [sales@central-marketing.com](mailto:sales@central-marketing.com)

Established 1986  
Celebrating 40 Years  
Equipment For The Tire Industry  
Sales, Installation, and Service